



Phone (800) 981-1540 | Fax (715) 254-0996
 sales@kimobility.com | www.kimobility.com



Company: _____

Ship To: _____

Account Number: _____ Date: _____

Address: _____

Quote PO Number: _____

City: _____ State: _____

RTS: _____

Zip: _____ Phone: _____

Marked For: _____

Email/Fax: _____

Select if chair quote has: Additional Ki Products with Different Quote/Order Number **Quote/Order Number:** _____

Little Wave Arc XP TTL - Rigid Base E1233, E1161 **\$3355**

Effective 07/18/2022

165 lb weight capacity. Price includes one time free growth kit.
 Tilt range: 0° - 45°. Maximum Seat Width of 18".

Little Wave Arc XP TTL - Folding Base E1234, E1161 **\$3230**

165 lb weight capacity. Price includes one time free growth kit.
 Tilt range: 0° - 45°. Maximum Seat Width of 18".

HCPCS codes provided are based on code verification by the PDAC or our interpretation of the code definitions. Proper use of HCPCS codes does not ensure coverage or payment. For coverage information, verify the appropriate payer's coverage policy.

Frame

Frame Width

Select box corresponding to desired Frame Width

Frame Width Range	Frame Width		
<input type="checkbox"/> Small 10" - 12"	<input type="checkbox"/> 10	<input type="checkbox"/> 11	<input type="checkbox"/> 12
<input type="checkbox"/> Medium 12" - 14"	<input type="checkbox"/> 12	<input type="checkbox"/> 13	<input type="checkbox"/> 14
<input type="checkbox"/> Large 14" - 16"	<input type="checkbox"/> 14	<input type="checkbox"/> 15	<input type="checkbox"/> 16
<input type="checkbox"/> X-Large 16" - 18"	<input type="checkbox"/> 16	<input type="checkbox"/> 17	<input type="checkbox"/> 18

Transit Option

- Transit System _____ N/C
- Omit Transit _____ N/C

Offset Hanger Option

- Offset Hanger _____ \$30
Not available with X-Short 15" Frame Depth

Tilt Mechanism

- Hand Tilt - Right _____ N/C
- Hand Tilt - Left _____ N/C
- Hand Tilt - Dual _____ N/C
- Foot Tilt - Right _____ N/C
- Foot Tilt - Left _____ N/C

Frame Depth

Select Frame Depth within desired Frame Depth Range

Frame Depth Range	Frame Depth			
<input type="checkbox"/> X-Short 12" - 15"	<input type="checkbox"/> 12 N/C	<input type="checkbox"/> 13 N/C	<input type="checkbox"/> 14 N/C	<input type="checkbox"/> 15 N/C
<input type="checkbox"/> Short 14" - 17"	<input type="checkbox"/> 14 N/C	<input type="checkbox"/> 15 N/C	<input type="checkbox"/> 16 N/C	<input type="checkbox"/> 17 N/C
<input type="checkbox"/> Medium 16" - 19"	<input type="checkbox"/> 16 N/C	<input type="checkbox"/> 17 N/C	<input type="checkbox"/> 18 N/C	<input type="checkbox"/> 19 N/C
<input type="checkbox"/> Long 18" - 20"	<input type="checkbox"/> 18 N/C	<input type="checkbox"/> 19 N/C	<input type="checkbox"/> 20 \$605 E2203	

Seat Pan

- Growing Solid Seat Pan E2231 _____ \$40
- Omit Seat Pan _____ N/C

Vent and Battery Tray

Requires Rigid Base and Anti-Tips. Not available on frame widths less than 16", Attendant Foot Lock or Foot Tilt.

- Vent Tray E1029 _____ \$250
- Battery Box Holder E1029 _____ \$250
Not available with X-Short Frame Depth Range
- Vent Tray and Battery Box Holder E1029 _____ \$500
Not available with X-Short Frame Depth or Foot Tilt or Drum Brake or Hemi Wheel Lock. Must remove Ventilator and Battery for transit. Includes extended frame.

Backrest

Back Post / Height Range / Back Height

- Stroller Handle Back Post (Folding)
- Short 20" _____ Std
 - Tall 24" _____ N/C
- Fixed Height with Folding Adjustable Handle (Folding)
Not available with Seating Dynamics Rocker Back
- Short 22" _____ N/C
 - Tall 26" _____ N/C
- Reclining Back with Folding Adjustable Handle (Folding) E2398
Not available with Seating Dynamics Rocker Back or O2 Holder. Includes extended frame. Requires Anti-tips.
- Short 22" _____ \$1100
 - Tall 26" _____ \$1100

- Adjustable Height with Folding Adjustable Handle (Folding)
- Short 18"-25" _____ N/C
Not available with Seating Dynamics Rocker Back
 - 18" 19" 20" 21"
 - 22" 23" 24" 25"
 - Tall 20"-27" _____ N/C
20"-22" Heights not available with Seating Dynamics Rocker Back
 - 20" 21" 22" 23"
 - 24" 25" 26" 27"

Stroller Handle Back Post Option

- Available only with Stroller Handle Back Post**
- Removable Stroller Handle Extension _____ \$90

Other Backrest Options

- Non Folding Back _____ N/C
Standard with Seating Dynamics Rocker Back
- Seating Dynamics Rocker Back E2398 _____ \$1995
Not available with Flip Up Armrests. Available only with Non Folding Back.
- Adjustable Height Rigidizer Bar _____ \$75
- Adjustable Height Folding Rigidizer Bar _____ \$180
Not available with Reclining Back.

Footrest

Hanger / Front Frame Bend

Hanger	60°	70°	80°	90°		Retail
Extension Tube Mount	<input type="checkbox"/>	<input type="checkbox"/>	<input type="checkbox"/> ¹			Std
Front Mount		<input type="checkbox"/>	<input type="checkbox"/>	<input type="checkbox"/>		N/C
Pediatric Pro Elevating Leg Rests (Peds PRO ELR) E0990					<input type="checkbox"/>	\$295
Pro Elevating Leg Rests ² (PRO ELR) E0990					<input type="checkbox"/>	\$295
Contracture Footrest ^{3, 4, 5} Bilateral Mount K0108					<input type="checkbox"/>	\$350
Contracture Footrest ^{3, 5} Center Mount K0108					<input type="checkbox"/>	\$350
Omit Hangers					<input type="checkbox"/>	-\$20

¹ Not available with 7" or 8" casters with Offset Hangers or 8" casters with Aluminum Angle Adjustable Footplates

² Not available with Frame Widths less than 14" without Offset Hangers or Frame Widths less than 12" with Offset Hangers

³ Aluminum Angle Adjustable footplates included. Requires Rigid Base. Not available with Transit. See image to right.

⁴ Not available with X-Short 12", Short 14", Medium 16", or Long 18" Frame Depths

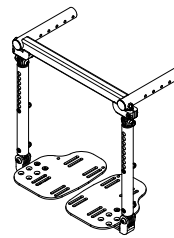
⁵ Not available with X-Short 15" Frame Depth

PRO ELR Cover

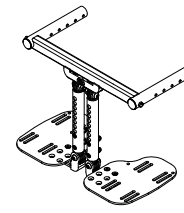
- Available only on PRO ELR**
- Gel Pad Covers (Pair) K0108 _____ \$390

3" Extension

- Available only with Front Mount Hangers. Not available with 90° hangers in combination with Offset Hangers and 8" casters.**
- 3" Extension _____ \$55
 - 3" Extension (Provided as Parts) _____ \$55



Bilateral Mount



Center Mount

Footrest continued

Footrest / Extension / Seat to Footrest Length

Select Extension and Seat to Footrest Length in row corresponding to desired Footrest. Footrest Length of at least 2.5" shorter than Front Seat Height recommended. Extension Tube Hanger measurements based on 70° Hanger Bend.

Footrest	Extension	Seat to Footrest Length													
Extension Tube Hangers (60°, 70°, 80°)	<input type="checkbox"/> Short	<input type="checkbox"/> 10	<input type="checkbox"/> 10.5	<input type="checkbox"/> 11	<input type="checkbox"/> 11.5	<input type="checkbox"/> 12	<input type="checkbox"/> 12.5	<input type="checkbox"/> 13	<input type="checkbox"/> 13.5						
	<input type="checkbox"/> Medium	<input type="checkbox"/> 11.5	<input type="checkbox"/> 12	<input type="checkbox"/> 12.5	<input type="checkbox"/> 13	<input type="checkbox"/> 13.5	<input type="checkbox"/> 14	<input type="checkbox"/> 14.5	<input type="checkbox"/> 15	<input type="checkbox"/> 15.5					
	<input type="checkbox"/> Long	<input type="checkbox"/> 14	<input type="checkbox"/> 14.5	<input type="checkbox"/> 15	<input type="checkbox"/> 15.5	<input type="checkbox"/> 16	<input type="checkbox"/> 16.5	<input type="checkbox"/> 17	<input type="checkbox"/> 17.5	<input type="checkbox"/> 18					
Front Mount Hangers ¹	Standard Selections											Requires 3" Extension for \$55			
	<input type="checkbox"/> Short (70°, 80°, 90°)	<input type="checkbox"/> 4 ⁵	<input type="checkbox"/> 4.5 ⁵	<input type="checkbox"/> 5	<input type="checkbox"/> 5.5	<input type="checkbox"/> 6						<input type="checkbox"/> 8.5	<input type="checkbox"/> 9	<input type="checkbox"/> 9.5	
		<input type="checkbox"/> 6.5	<input type="checkbox"/> 7	<input type="checkbox"/> 7.5	<input type="checkbox"/> 8						<input type="checkbox"/> 10	<input type="checkbox"/> 10.5	<input type="checkbox"/> 11		
	<input type="checkbox"/> Medium (70°, 80°, 90°)	<input type="checkbox"/> 4 ⁵	<input type="checkbox"/> 4.5 ⁵	<input type="checkbox"/> 5	<input type="checkbox"/> 5.5	<input type="checkbox"/> 6	<input type="checkbox"/> 6.5	<input type="checkbox"/> 7					<input type="checkbox"/> 10.5	<input type="checkbox"/> 11	<input type="checkbox"/> 11.5
		<input type="checkbox"/> 7.5	<input type="checkbox"/> 8	<input type="checkbox"/> 8.5	<input type="checkbox"/> 9	<input type="checkbox"/> 9.5	<input type="checkbox"/> 10					<input type="checkbox"/> 12	<input type="checkbox"/> 12.5	<input type="checkbox"/> 13	
	<input type="checkbox"/> Long (70°, 80°)	<input type="checkbox"/> 5	<input type="checkbox"/> 5.5	<input type="checkbox"/> 6	<input type="checkbox"/> 6.5	<input type="checkbox"/> 7	<input type="checkbox"/> 7.5	<input type="checkbox"/> 8	<input type="checkbox"/> 8.5				<input type="checkbox"/> 12.5	<input type="checkbox"/> 13	<input type="checkbox"/> 13.5
<input type="checkbox"/> 9		<input type="checkbox"/> 9.5	<input type="checkbox"/> 10	<input type="checkbox"/> 10.5	<input type="checkbox"/> 11	<input type="checkbox"/> 11.5	<input type="checkbox"/> 12				<input type="checkbox"/> 14	<input type="checkbox"/> 14.5	<input type="checkbox"/> 15		
Contracture Footrest	<input type="checkbox"/> Short	<input type="checkbox"/> 10.5	<input type="checkbox"/> 11	<input type="checkbox"/> 11.5	<input type="checkbox"/> 12	<input type="checkbox"/> 12.5	<input type="checkbox"/> 13	<input type="checkbox"/> 13.5	<input type="checkbox"/> 14	<input type="checkbox"/> 14.5					
	<input type="checkbox"/> Medium	<input type="checkbox"/> 13.5	<input type="checkbox"/> 14	<input type="checkbox"/> 14.5	<input type="checkbox"/> 15	<input type="checkbox"/> 15.5	<input type="checkbox"/> 16	<input type="checkbox"/> 16.5	<input type="checkbox"/> 17	<input type="checkbox"/> 17.5					
	<input type="checkbox"/> Long	<input type="checkbox"/> 16.5	<input type="checkbox"/> 17	<input type="checkbox"/> 17.5	<input type="checkbox"/> 18	<input type="checkbox"/> 18.5	<input type="checkbox"/> 19	<input type="checkbox"/> 19.5	<input type="checkbox"/> 20	<input type="checkbox"/> 20.5					
Peds ² PRO ELR	<input type="checkbox"/> Low Pivot	<input type="checkbox"/> 6 ³	<input type="checkbox"/> 6.5 ³	<input type="checkbox"/> 7 ⁴	<input type="checkbox"/> 7.5 ⁴	<input type="checkbox"/> 8 ⁴	<input type="checkbox"/> 8.5	<input type="checkbox"/> 9	<input type="checkbox"/> 9.5	<input type="checkbox"/> 10	<input type="checkbox"/> 10.5	<input type="checkbox"/> 11	<input type="checkbox"/> 11.5		
	<input type="checkbox"/> High Pivot	<input type="checkbox"/> 6 ³	<input type="checkbox"/> 6.5 ³	<input type="checkbox"/> 7 ⁴	<input type="checkbox"/> 7.5 ⁴	<input type="checkbox"/> 8 ⁴	<input type="checkbox"/> 8.5	<input type="checkbox"/> 9	<input type="checkbox"/> 9.5	<input type="checkbox"/> 10					
PRO ELR Low Pivot Setting	<input type="checkbox"/> Short	10.5 - 15.5													
	<input type="checkbox"/> Long	13 - 19													
PRO ELR High Pivot Setting	<input type="checkbox"/> Short	8.5 - 17													
	<input type="checkbox"/> Long	11.5 - 17.5													

¹ See Minimum Front Seat Height chart to the right
² Comes standard with 3" Extension
³ Not available on chairs 13" wide or more
⁴ Not available on chairs 15" wide or more
⁵ Available only with 90° Front Mount Hangers

Hanger Length	Short		Medium		Long	
	70°	80/90°	70°	80/90°	70°	80°
Minimum Front Seat Height with Standard Selection	14.5"	14.5"	14.5"	14.5"	14.5"	15.5"
Minimum Front Seat Height with 3" Extension	14.5"	14.5"	15.5"	16"	17"	18"

Footrest continued

Footplate

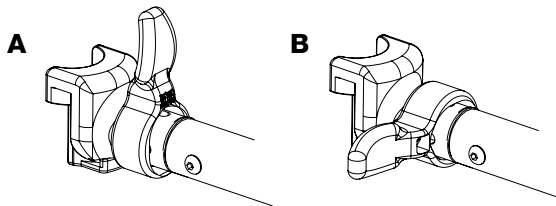
No selection needed with Contracture Footrest

- Composite _____ Std
Not available with Front Mount Hanger, Frame Widths less than 14" without Offset Hangers, Frame Widths less than 12" with Offset Hanger
- Composite Angle Adjustable K0040 _____ \$185
Not available with Front Mount Hanger or 10"-12" Frame Widths. 13" and 14" Frame Widths require Offset Hanger.
- Aluminum Angle Adjustable K0040 _____ \$195
- Aluminum Locking Multi-Angle Adjustable K0108 _____ \$300
Available only with Front Mount Hanger
- One Piece Flip Up Angle Adjustable K0040 _____ \$190
Not available with Front Mount Hanger, PRO ELR, Frame Widths less than 14" without Offset Hanger or Frame Widths less than 12" with Offset Hanger

Hanger Release

No selection needed with Contracture Footrest. If no selection is made 4-Way - In line will be used.

- Classic _____ Std
- 4-Way - In line _____ N/C
See reference A below. Allows chair to be folded without removing footrest hanger. Not available with PRO ELR or Peds PRO ELR.
- 4-Way - Out _____ N/C
See reference B below. Not available with PRO ELR or Peds PRO ELR.



Heel Loop

Not available with One Piece Flip Up Angle Adjustable Footplate

- Heel Loops E0951 _____ \$40
Not available with Frame Widths less than 14" without Offset Hangers or Frame Widths less than 12" with Offset Hangers
- Adjustable Heel Loops E0951 _____ \$50
- Omit Heel Loops _____ N/C

Calf Strap

- Velcro Adjustable K0038 _____ \$40
- Padded Velcro Adjustable K0038 _____ \$68
- Bodypoint Padded AeroMesh K0038 _____ \$118

Residual Limb Support

Residual Limb Support E1020

- Right and Left _____ \$810
- Left _____ \$405
- Right _____ \$405
- Omit Left Hanger _ N/C
- Omit Right Hanger _ N/C

Cover

- | | | | |
|---------------------------------|-----------------------------------|---------------------------------|-----------------------------------|
| <input type="checkbox"/> Smooth | <input type="checkbox"/> Air Mesh | <input type="checkbox"/> Smooth | <input type="checkbox"/> Air Mesh |
|---------------------------------|-----------------------------------|---------------------------------|-----------------------------------|

Pad Size

- | | | | |
|---------------------------------|----------------------------------|---------------------------------|----------------------------------|
| <input type="checkbox"/> 5 x 8 | <input type="checkbox"/> 9 x 14 | <input type="checkbox"/> 5 x 8 | <input type="checkbox"/> 9 x 14 |
| <input type="checkbox"/> 7 x 10 | <input type="checkbox"/> 11 x 10 | <input type="checkbox"/> 7 x 10 | <input type="checkbox"/> 11 x 10 |
| <input type="checkbox"/> 9 x 10 | <input type="checkbox"/> 11 x 14 | <input type="checkbox"/> 9 x 10 | <input type="checkbox"/> 11 x 14 |

Seat Height, Casters and Rear Wheels

Seat Height / Caster Size / Rear Wheel Size

Select Seat Height corresponding to desired Rear Wheel and Caster Size

Rear Wheel Size	Caster Size			
	5"	6"	7"	8"
12" with Pneumatic or Pneumatic with Airless Insert Tire	Seat Height			
	<input type="checkbox"/> 14.5			
	<input type="checkbox"/> 15			
	<input type="checkbox"/> 15.5	<input type="checkbox"/> 15.5		
	<input type="checkbox"/> 16	<input type="checkbox"/> 16		
12" with Full Poly Tire	<input type="checkbox"/> 14.5			
	<input type="checkbox"/> 15			
	<input type="checkbox"/> 15.5	<input type="checkbox"/> 15.5		
12" Drum Brake	<input type="checkbox"/> 14.5			
	<input type="checkbox"/> 15			
	<input type="checkbox"/> 15.5	<input type="checkbox"/> 15.5		
	<input type="checkbox"/> 16	<input type="checkbox"/> 16		
16" with Pneumatic, Pneumatic with Airless Insert or Full Poly Tire	<input type="checkbox"/> 14.5			
	<input type="checkbox"/> 15			
	<input type="checkbox"/> 15.5	<input type="checkbox"/> 15.5		
	<input type="checkbox"/> 16	<input type="checkbox"/> 16		
	<input type="checkbox"/> 16.5	<input type="checkbox"/> 16.5		
	<input type="checkbox"/> 17	<input type="checkbox"/> 17	<input type="checkbox"/> 17	
	<input type="checkbox"/> 17.5	<input type="checkbox"/> 17.5	<input type="checkbox"/> 17.5	
	<input type="checkbox"/> 18	<input type="checkbox"/> 18	<input type="checkbox"/> 18	<input type="checkbox"/> 18
<input type="checkbox"/> 18.5	<input type="checkbox"/> 18.5	<input type="checkbox"/> 18.5	<input type="checkbox"/> 18.5	

Rear Wheel Size	Caster Size			
	5"	6"	7"	8"
16" with Low Poly Tire	Seat Height			
	<input type="checkbox"/> 14.5			
	<input type="checkbox"/> 15			
	<input type="checkbox"/> 15.5	<input type="checkbox"/> 15.5		
	<input type="checkbox"/> 16	<input type="checkbox"/> 16		
	<input type="checkbox"/> 16.5	<input type="checkbox"/> 16.5		
16" Drum Brake	<input type="checkbox"/> 17	<input type="checkbox"/> 17	<input type="checkbox"/> 17	
	<input type="checkbox"/> 17.5	<input type="checkbox"/> 17.5	<input type="checkbox"/> 17.5	
	<input type="checkbox"/> 18	<input type="checkbox"/> 18	<input type="checkbox"/> 18	<input type="checkbox"/> 18
	<input type="checkbox"/> 15			
	<input type="checkbox"/> 15.5	<input type="checkbox"/> 15.5		
20"	<input type="checkbox"/> 16	<input type="checkbox"/> 16		
	<input type="checkbox"/> 16.5	<input type="checkbox"/> 16.5		
	<input type="checkbox"/> 17	<input type="checkbox"/> 17	<input type="checkbox"/> 17	
	<input type="checkbox"/> 17.5	<input type="checkbox"/> 17.5	<input type="checkbox"/> 17.5	
	<input type="checkbox"/> 18	<input type="checkbox"/> 18	<input type="checkbox"/> 18	<input type="checkbox"/> 18
	<input type="checkbox"/> 18.5	<input type="checkbox"/> 18.5	<input type="checkbox"/> 18.5	<input type="checkbox"/> 18.5
	<input type="checkbox"/> 19	<input type="checkbox"/> 19	<input type="checkbox"/> 19	<input type="checkbox"/> 19

Seat Height, Casters and Rear Wheels continued

Caster		Caster Size				
		Price	5"	6"	7"	8"
Caster Type	.75" Lighted Rollerblade	\$70	<input type="checkbox"/>			
	1" Poly	Std	<input type="checkbox"/>	<input type="checkbox"/>	<input type="checkbox"/>	<input type="checkbox"/>
	1" Poly Aluminum	\$110	<input type="checkbox"/>			
	1" Pneumatic	\$85		<input type="checkbox"/>		<input type="checkbox"/>
	1.5" Poly	N/C	<input type="checkbox"/>	<input type="checkbox"/>		
	1.5" Soft Roll Aluminum	\$50	<input type="checkbox"/>	<input type="checkbox"/>		
	2" Poly	\$90		<input type="checkbox"/>		

- Axle**
No selection needed with Drum Brake
- Fixed _____ N/C
 Quick Release _____ N/C

Wheel Locks

- Wheel Lock**
- Push to Lock _____ Std
 Pull to Lock _____ N/C
Not available with 12" or 16" Full Poly tires
- Attendant Foot Lock _____ N/C
Not available with 20" wheels. Mounted to the right side unless Foot Tilt - Right is selected.
- Drum Brake E2228 _____ \$560
Available only with 12" Mag, 16" Mag, or MAXX Performance Spoke wheels. Not available with 16" Low Poly tire or Recline Back or Vent and Battery Tray or Hand Tilt. Axle is Quick Release.
- Omit Wheel Locks _____ N/C

Armrests

- Armrest**
- Height Adjustable T-Arm Tall (11.5" - 15") E0973 **New!**
- Desk _____ \$310
 Full _____ \$310
- Height Adjustable Pediatric E0973
Best fit with Frame Depths less than 14"
- Desk (6.5" - 9") _____ \$185
 Desk Tall (8" - 10.5") _____ \$185
- Height Adjustable T-Arm (8.5" - 13.5") E0973
Not available with 12" Frame Depth
- Desk _____ \$310
 Full _____ \$310
- Height Adjustable T-Arm Low (6.5" - 10.5") E0973
Not available with 12" Frame Depth. If requested configuration is unavailable, Standard Height T-Arm will be used.
- Desk _____ \$310
 Full _____ \$310

Rear Wheel		Rear Wheel Size			
		Price	12"	16"	20" ¹
Rear Wheel Type	Mag (Black)	Std	<input type="checkbox"/>	<input type="checkbox"/>	<input type="checkbox"/>
	Colored Mag	\$100			<input type="checkbox"/>
	MAXX Performance Spoke	N/C			<input type="checkbox"/>

¹ Not available with Attendant Foot Lock

- Colored Mag**
- Mag Color: Florescent Red White Blue Pink

- Rear Tire Type**
- Full Poly E2218 _____ Std
 Low Poly E2218 _____ N/C
Available only with 16" wheel size
- Pneumatic E2211, E2212 _____ N/C
 Pneumatic with Airless Insert E2211, E2213 _____ \$90

- Handrim**
- Handrims not available on 12" or 16" wheel sizes*
- Standard Handrims**
- Aluminum Anodized _____ Std
 Plastic Coated _____ \$50
 Omit Handrims _____ N/C

- Dual - Drum Brake E2228 _____ \$660
Available only with 12" Mag, 16" Mag, or MAXX Performance Spoke wheels. Not available with 16" Low Poly tire or Recline Back or Vent and Battery Tray or Hand Tilt. Axle is Quick Release.
- Push to Lock Pull to Lock
- Hemi Wheel Lock K0108 _____ \$300
Not available with 20" wheels. Extension Handle included.
- Left Right

- Wheel Lock Options**
- Extension Handles E0961 _____ \$75
Available only with Push to Lock or Pull to Lock Wheel Locks.

- Angle Adjustable Locking Extendable Flip Up (9.5"-15") E0973
Not available with Seating Dynamics Rocker Back. Available only with 12" and 16" Rear Wheels.
- Desk _____ \$280
 Full _____ \$280
- Tubular Flip Up _____ Std
Not available with Seating Dynamics Rocker Back, Reclining Back or Arm Pads
- Omit Armrests _____ N/C

- Arm Pad**
- Standard Arm Pad _____ N/C
 Waterfall Arm Pad _____ \$25
Not available with Angle Adjustable Locking Extendable Flip Up Armrest
- Foam Grip _____ N/C
Available only with Angle Adjustable Locking Extendable Flip Up Armrest

Accessories

Removable Side Guard

- Not available with Height Adjustable Armrests*
- Adult Composite Side Guards (14" - 16") K0108 \$140
 - Pediatric Composite Side Guards (10" - 14") K0108 \$140

Anti-Tip

- Rear Anti-Tips E0971 \$145
- Omit Rear Anti-Tips N/C

Pelvic Positioning Belt

- 1" Auto Buckle E0978 \$80
 - 1" Padded Auto Buckle E0978 \$170
 - 1 1/2" Auto Buckle E0978 \$80
 - 1 1/2" Padded Auto Buckle E0978 \$170
 - 2" Airline Buckle E0978 \$110
- Bodypoint Evoflex - Pelvic Stabilizer E0978 \$188
 Size: Small (16-24") Medium (19-29") Large (25-37")

Belt Mounting Kit

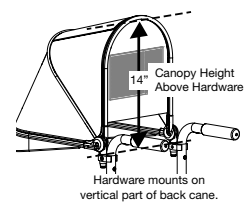
- Bodypoint 1" Band Clamp Belt Mounting Kit \$108
- Seat Belt Mounting Hardware \$16

Spoke Guards

- Clear Spoke Guards K0065 \$115
Available only with MAXX Performance Spoke
 - Designer Spoke Guards K0065 \$250
Available only with MAXX Performance Spoke
- Design:**
- Blue Monster
 - Robo Fun
 - Tutu Cute
 - Fairy Garden
 - Rockin' Reptiles
 - Tuxedo Time
 - Havin' a Hoot
 - Super Puppies

Other Accessories

- Tool Kit \$55
- Removable Underseat Pouch \$50
- Pediatric Ki Mobility Backpack \$65
- Ki Mobility Backpack \$65
- Black Neoprene Impact Guards \$90
- Tilt Stop Posterior (Pair) K0108 \$30
- Tilt Stop Anterior (Pair) K0108 \$30
- IV Pole \$275
- O2 Holder E2208 \$295
Mounted to the left side. Must remove tank for transit.
- Canopy with Hardware K0108 N/C
See image below



Color

Frame

Select desired base frame and seat frame / hanger colors. If no Seat Frame color is selected, Base Frame color will be used.

Gloss Finish		Base Frame		Seat Frame		Matte Finish		Base Frame		Seat Frame	
		<input type="checkbox"/>	<input type="checkbox"/>	<input type="checkbox"/>	<input type="checkbox"/>			<input type="checkbox"/>	<input type="checkbox"/>		
Black	N/C	<input type="checkbox"/>	<input type="checkbox"/>	<input type="checkbox"/>	<input type="checkbox"/>	Charcoal Gray	N/C	<input type="checkbox"/>	<input type="checkbox"/>	<input type="checkbox"/>	<input type="checkbox"/>
Blue Skies	N/C	<input type="checkbox"/>	<input type="checkbox"/>	<input type="checkbox"/>	<input type="checkbox"/>	Emerald Green	N/C	<input type="checkbox"/>	<input type="checkbox"/>	<input type="checkbox"/>	<input type="checkbox"/>
Bubblegum Pink	N/C	<input type="checkbox"/>	<input type="checkbox"/>	<input type="checkbox"/>	<input type="checkbox"/>	Iridescent Burgundy	N/C	<input type="checkbox"/>	<input type="checkbox"/>	<input type="checkbox"/>	<input type="checkbox"/>
Candy Blue	N/C	<input type="checkbox"/>	<input type="checkbox"/>	<input type="checkbox"/>	<input type="checkbox"/>	Iridescent Navy	N/C	<input type="checkbox"/>	<input type="checkbox"/>	<input type="checkbox"/>	<input type="checkbox"/>
Candy Purple	N/C	<input type="checkbox"/>	<input type="checkbox"/>	<input type="checkbox"/>	<input type="checkbox"/>	Military Green	N/C	<input type="checkbox"/>	<input type="checkbox"/>	<input type="checkbox"/>	<input type="checkbox"/>
Candy Red	N/C	<input type="checkbox"/>	<input type="checkbox"/>	<input type="checkbox"/>	<input type="checkbox"/>	Retro Red	N/C	<input type="checkbox"/>	<input type="checkbox"/>	<input type="checkbox"/>	<input type="checkbox"/>
Copper	N/C	<input type="checkbox"/>	<input type="checkbox"/>	<input type="checkbox"/>	<input type="checkbox"/>	Royal Blue	N/C	<input type="checkbox"/>	<input type="checkbox"/>	<input type="checkbox"/>	<input type="checkbox"/>
Granny Smith	N/C	<input type="checkbox"/>	<input type="checkbox"/>	<input type="checkbox"/>	<input type="checkbox"/>	Shadow Black	N/C	<input type="checkbox"/>	<input type="checkbox"/>	<input type="checkbox"/>	<input type="checkbox"/>
Metallic Orange	N/C	<input type="checkbox"/>	<input type="checkbox"/>	<input type="checkbox"/>	<input type="checkbox"/>	Smooth White	N/C	<input type="checkbox"/>	<input type="checkbox"/>	<input type="checkbox"/>	<input type="checkbox"/>
Silver	N/C	<input type="checkbox"/>	<input type="checkbox"/>	<input type="checkbox"/>	<input type="checkbox"/>						
Teal	N/C	<input type="checkbox"/>	<input type="checkbox"/>	<input type="checkbox"/>	<input type="checkbox"/>						
Yellow	N/C	<input type="checkbox"/>	<input type="checkbox"/>	<input type="checkbox"/>	<input type="checkbox"/>						