



Phone (800) 981-1540 | Fax (715) 254-0996
 sales@kimobility.com | www.kimobility.com

Company: _____

Ship To: _____

Account Number: _____ Date: _____

Address: _____

Quote PO Number: _____

City: _____ State: _____

RTS: _____

Zip: _____ Phone: _____

Marked For: _____

Email/Fax: _____

Select if chair quote has: Additional Ki Products with Different Quote/Order Number **Quote/Order Number:** _____

- Little Wave Arc XP - Rigid Base** E1233, E1161 **\$2880**
 165 lb weight capacity. Price includes one time free growth kit.
 Tilt range: 0° - 45°. Maximum Seat Width of 18".
- Little Wave Arc XP - Folding Base** E1234, E1161 **\$3030**
 165 lb weight capacity. Price includes one time free growth kit.
 Tilt range: 0° - 45°. Maximum Seat Width of 18".

Effective 07/18/2022

HCPCS codes provided are based on code verification by the PDAC or our interpretation of the code definitions. Proper use of HCPCS codes does not ensure coverage or payment. For coverage information, verify the appropriate payer's coverage policy.

Frame

Frame Width			
<i>Select box corresponding to desired Frame Width</i>			
Frame Width Range	Frame Width		
<input type="checkbox"/> Small 10" - 12"	<input type="checkbox"/> 10	<input type="checkbox"/> 11	<input type="checkbox"/> 12
<input type="checkbox"/> Medium 12" - 14"	<input type="checkbox"/> 12	<input type="checkbox"/> 13	<input type="checkbox"/> 14
<input type="checkbox"/> Large 14" - 16"	<input type="checkbox"/> 14	<input type="checkbox"/> 15	<input type="checkbox"/> 16
<input type="checkbox"/> X-Large 16" - 18"	<input type="checkbox"/> 16	<input type="checkbox"/> 17	<input type="checkbox"/> 18

Transit Option	
<input type="checkbox"/> Transit System _____	N/C
<input type="checkbox"/> Omit Transit _____	N/C

Offset Hanger Option	
<input type="checkbox"/> Offset Hanger _____	\$30
<i>Not available with X-Short 15" Frame Depth</i>	

Tilt Mechanism	
<input type="checkbox"/> Hand Tilt - Right _____	N/C
<input type="checkbox"/> Hand Tilt - Left _____	N/C
<input type="checkbox"/> Hand Tilt - Dual _____	N/C
<input type="checkbox"/> Foot Tilt - Right _____	N/C
<input type="checkbox"/> Foot Tilt - Left _____	N/C

Frame Depth				
<i>Select Frame Depth within desired Frame Depth Range</i>				
Frame Depth Range	Frame Depth			
<input type="checkbox"/> X-Short 12" - 15"	<input type="checkbox"/> 12 N/C	<input type="checkbox"/> 13 N/C	<input type="checkbox"/> 14 N/C	<input type="checkbox"/> 15 N/C
<input type="checkbox"/> Short 14" - 17"	<input type="checkbox"/> 14 N/C	<input type="checkbox"/> 15 N/C	<input type="checkbox"/> 16 N/C	<input type="checkbox"/> 17 N/C
<input type="checkbox"/> Medium 16" - 19"	<input type="checkbox"/> 16 N/C	<input type="checkbox"/> 17 N/C	<input type="checkbox"/> 18 N/C	<input type="checkbox"/> 19 N/C
<input type="checkbox"/> Long 18" - 20"	<input type="checkbox"/> 18 N/C	<input type="checkbox"/> 19 N/C	<input type="checkbox"/> 20 \$605 E2203	

Seat Pan	
<input type="checkbox"/> Growing Solid Seat Pan E2231 _____	\$205
<input type="checkbox"/> Omit Seat Pan _____	N/C

Vent and Battery Tray	
<i>Requires Rigid Base and Anti-Tips. Not available on frame widths less than 16" or Attendant Foot Lock or Foot Tilt.</i>	
<input type="checkbox"/> Vent Tray E1029 _____	\$250
<input type="checkbox"/> Battery Box Holder E1029 _____	\$250
<i>Not available with X-Short Frame Depth Range</i>	
<input type="checkbox"/> Vent Tray and Battery Box Holder E1029 _____	\$500
<i>Not available with X-Short Frame Depth Range or Foot Tilt or Drum Brake or Hemi Wheel Lock. Must remove Ventilator and Battery for transit. Includes extended frame.</i>	

Backrest

Back Post / Height Range / Back Height

- Stroller Handle Back Post (Folding)
- Short 20" _____ Std
 - Tall 24" _____ N/C
- Fixed Height with Folding Adjustable Handle (Folding)
Not available with Seating Dynamics Rocker Back
- Short 22" _____ N/C
 - Tall 26" _____ N/C
- Reclining Back with Folding Adjustable Handle (Folding) E1225
Not available with Seating Dynamics Rocker Back or O2 Holder. Includes extended frame. Requires Anti-tips.
- Short 22" _____ \$1100
 - Tall 26" _____ \$1100

- Adjustable Height with Folding Adjustable Handle (Folding)
- Short 18"-25" _____ \$25
Not available with Seating Dynamics Rocker Back
 - 18" 19" 20" 21"
 - 22" 23" 24" 25"
 - Tall 20"-27" _____ \$25
20"-22" Heights not available with Seating Dynamics Rocker Back
 - 20" 21" 22" 23"
 - 24" 25" 26" 27"

Stroller Handle Back Post Option

- Available only with Stroller Handle Back Post**
- Removable Stroller Handle Extension _____ \$90

Other Backrest Options

- Non Folding Back _____ N/C
Standard with Seating Dynamics Rocker Back
- Seating Dynamics Rocker Back E2398 _____ \$1995
Not available with Flip Up Armrests. Available only with Non Folding Back.
- Adjustable Height Rigidizer Bar _____ \$75
- Adjustable Height Folding Rigidizer Bar _____ \$180
Not available with Reclining Back

Footrest

Hanger / Front Frame Bend

Hanger	60°	70°	80°	90°		Retail
Extension Tube Mount	<input type="checkbox"/>	<input type="checkbox"/>	<input type="checkbox"/> ¹			Std
Front Mount		<input type="checkbox"/>	<input type="checkbox"/>	<input type="checkbox"/>		N/C
Pediatric Pro Elevating Leg Rests (Peds PRO ELR) E0990					<input type="checkbox"/>	\$295
Pro Elevating Leg Rests ² (PRO ELR) E0990					<input type="checkbox"/>	\$295
Contracture Footrest ^{3, 4, 5} Bilateral Mount K0108					<input type="checkbox"/>	\$350
Contracture Footrest ^{3, 5} Center Mount K0108					<input type="checkbox"/>	\$350
Omit Hangers					<input type="checkbox"/>	-\$20

¹ Not available with 7" or 8" casters with Offset Hangers or 8" casters with Aluminum Angle Adjustable Footplates

² Not available with Frame Widths less than 14" without Offset Hangers or Frame Widths less than 12" with Offset Hangers

³ Aluminum Angle Adjustable footplates included. Requires Rigid Base. Not available with Transit. See image to right.

⁴ Not available with X-Short 12", Short 14", Medium 16", or Long 18" Frame Depths

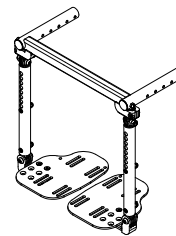
⁵ Not available with X-Short 15" Frame Depth

PRO ELR Covers

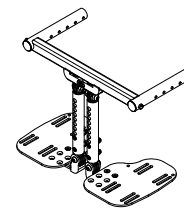
- Available only on PRO ELR**
- Gel Pad Covers (Pair) K0108 _____ \$390

3" Extension

- Available only with Front Mount Hangers. Not available with 90° hangers in combination with Offset Hangers and 8" casters.**
- 3" Extension _____ \$55
 - 3" Extension (Provided as Parts) _____ \$55



Bilateral Mount



Center Mount

Footrest continued

Footrest / Extension / Seat to Footrest Length

Select Extension and Seat to Footrest Length in row corresponding to desired Footrest. Footrest Length of at least 2.5" shorter than Front Seat Height recommended. Extension Tube Hanger measurements based on 70° Hanger Bend.

Footrest	Extension	Seat to Footrest Length													
Extension Tube Hangers (60°, 70°, 80°)	<input type="checkbox"/> Short	<input type="checkbox"/> 10	<input type="checkbox"/> 10.5	<input type="checkbox"/> 11	<input type="checkbox"/> 11.5	<input type="checkbox"/> 12	<input type="checkbox"/> 12.5	<input type="checkbox"/> 13	<input type="checkbox"/> 13.5						
	<input type="checkbox"/> Medium	<input type="checkbox"/> 11.5	<input type="checkbox"/> 12	<input type="checkbox"/> 12.5	<input type="checkbox"/> 13	<input type="checkbox"/> 13.5	<input type="checkbox"/> 14	<input type="checkbox"/> 14.5	<input type="checkbox"/> 15	<input type="checkbox"/> 15.5					
	<input type="checkbox"/> Long	<input type="checkbox"/> 14	<input type="checkbox"/> 14.5	<input type="checkbox"/> 15	<input type="checkbox"/> 15.5	<input type="checkbox"/> 16	<input type="checkbox"/> 16.5	<input type="checkbox"/> 17	<input type="checkbox"/> 17.5	<input type="checkbox"/> 18					
Front Mount Hangers ¹	Standard Selections														
	<input type="checkbox"/> Short (70°, 80°, 90°)	<input type="checkbox"/> 4 ⁵	<input type="checkbox"/> 4.5 ⁵	<input type="checkbox"/> 5	<input type="checkbox"/> 5.5	<input type="checkbox"/> 6						<input type="checkbox"/> 8.5	<input type="checkbox"/> 9	<input type="checkbox"/> 9.5	
		<input type="checkbox"/> 6.5	<input type="checkbox"/> 7	<input type="checkbox"/> 7.5	<input type="checkbox"/> 8						<input type="checkbox"/> 10	<input type="checkbox"/> 10.5	<input type="checkbox"/> 11		
	<input type="checkbox"/> Medium (70°, 80°, 90°)	<input type="checkbox"/> 4 ⁵	<input type="checkbox"/> 4.5 ⁵	<input type="checkbox"/> 5	<input type="checkbox"/> 5.5	<input type="checkbox"/> 6	<input type="checkbox"/> 6.5	<input type="checkbox"/> 7					<input type="checkbox"/> 10.5	<input type="checkbox"/> 11	<input type="checkbox"/> 11.5
		<input type="checkbox"/> 7.5	<input type="checkbox"/> 8	<input type="checkbox"/> 8.5	<input type="checkbox"/> 9	<input type="checkbox"/> 9.5	<input type="checkbox"/> 10						<input type="checkbox"/> 12	<input type="checkbox"/> 12.5	<input type="checkbox"/> 13
	<input type="checkbox"/> Long (70°, 80°)	<input type="checkbox"/> 5	<input type="checkbox"/> 5.5	<input type="checkbox"/> 6	<input type="checkbox"/> 6.5	<input type="checkbox"/> 7	<input type="checkbox"/> 7.5	<input type="checkbox"/> 8	<input type="checkbox"/> 8.5				<input type="checkbox"/> 12.5	<input type="checkbox"/> 13	<input type="checkbox"/> 13.5
<input type="checkbox"/> 9		<input type="checkbox"/> 9.5	<input type="checkbox"/> 10	<input type="checkbox"/> 10.5	<input type="checkbox"/> 11	<input type="checkbox"/> 11.5	<input type="checkbox"/> 12						<input type="checkbox"/> 14	<input type="checkbox"/> 14.5	<input type="checkbox"/> 15
Contracture Footrest	<input type="checkbox"/> Short	<input type="checkbox"/> 10.5	<input type="checkbox"/> 11	<input type="checkbox"/> 11.5	<input type="checkbox"/> 12	<input type="checkbox"/> 12.5	<input type="checkbox"/> 13	<input type="checkbox"/> 13.5	<input type="checkbox"/> 14	<input type="checkbox"/> 14.5					
	<input type="checkbox"/> Medium	<input type="checkbox"/> 13.5	<input type="checkbox"/> 14	<input type="checkbox"/> 14.5	<input type="checkbox"/> 15	<input type="checkbox"/> 15.5	<input type="checkbox"/> 16	<input type="checkbox"/> 16.5	<input type="checkbox"/> 17	<input type="checkbox"/> 17.5					
	<input type="checkbox"/> Long	<input type="checkbox"/> 16.5	<input type="checkbox"/> 17	<input type="checkbox"/> 17.5	<input type="checkbox"/> 18	<input type="checkbox"/> 18.5	<input type="checkbox"/> 19	<input type="checkbox"/> 19.5	<input type="checkbox"/> 20	<input type="checkbox"/> 20.5					
Peds ² PRO ELR	<input type="checkbox"/> Low Pivot	<input type="checkbox"/> 6 ³	<input type="checkbox"/> 6.5 ³	<input type="checkbox"/> 7 ⁴	<input type="checkbox"/> 7.5 ⁴	<input type="checkbox"/> 8 ⁴	<input type="checkbox"/> 8.5	<input type="checkbox"/> 9	<input type="checkbox"/> 9.5	<input type="checkbox"/> 10	<input type="checkbox"/> 10.5	<input type="checkbox"/> 11	<input type="checkbox"/> 11.5		
	<input type="checkbox"/> High Pivot	<input type="checkbox"/> 6 ³	<input type="checkbox"/> 6.5 ³	<input type="checkbox"/> 7 ⁴	<input type="checkbox"/> 7.5 ⁴	<input type="checkbox"/> 8 ⁴	<input type="checkbox"/> 8.5	<input type="checkbox"/> 9	<input type="checkbox"/> 9.5	<input type="checkbox"/> 10					
PRO ELR Low Pivot Setting	<input type="checkbox"/> Short	10.5 - 15.5													
	<input type="checkbox"/> Long	13 - 19													
PRO ELR High Pivot Setting	<input type="checkbox"/> Short	8.5 - 17													
	<input type="checkbox"/> Long	11.5 - 17.5													

¹ See Minimum Front Seat Height chart to the right
² Comes standard with 3" Extension
³ Not available on chairs 13" wide or more
⁴ Not available on chairs 15" wide or more
⁵ Available only with 90° Front Mount Hangers

Hanger Length	Short		Medium		Long	
	70°	80/90°	70°	80/90°	70°	80°
Minimum Front Seat Height with Standard Selection	14.5"	14.5"	14.5"	14.5"	14.5"	15.5"
Minimum Front Seat Height with 3" Extension	14.5"	14.5"	15.5"	16"	17"	18"

Footrest continued

Footplate

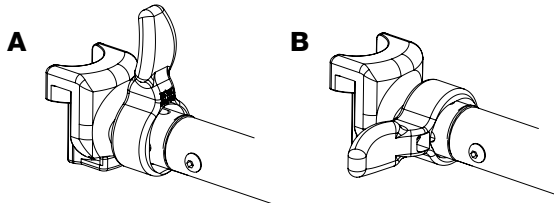
No selection needed with Contracture Footrest

- Composite _____ Std
Not available with Front Mount Hanger, Frame Widths less than 14" without Offset Hangers, Frame Widths less than 12" with Offset Hanger
- Composite Angle Adjustable K0040 _____ \$185
Not available with Front Mount Hanger or 10"-12" Frame Widths. 13" and 14" Frame Widths require Offset Hanger.
- Aluminum Angle Adjustable K0040 _____ \$195
- Aluminum Locking Multi-Angle Adjustable K0108 _____ \$300
Available only with Front Mount Hanger
- One Piece Flip Up Angle Adjustable K0040 _____ \$190
Not available with Front Mount Hanger, PRO ELR, Frame Widths less than 14" without Offset Hanger or Frame Widths less than 12" with Offset Hanger

Hanger Release

No selection needed with Contracture Footrest. If no selection is made 4-Way - In line will be used.

- Classic _____ Std
- 4-Way - In line _____ N/C
See reference A below. Allows chair to be folded without removing footrest hanger. Not available with PRO ELR or Peds PRO ELR.
- 4-Way - Out _____ N/C
See reference B below. Not available with PRO ELR or Peds PRO ELR.



Heel Loop

Not available with One Piece Flip Up Angle Adjustable Footplate

- Heel Loops E0951 _____ \$40
Not available with Frame Widths less than 14" without Offset Hangers or Frame Widths less than 12" with Offset Hangers
- Adjustable Heel Loops E0951 _____ \$50
- Omit Heel Loops _____ N/C

Calf Strap

- Velcro Adjustable K0038 _____ \$40
- Padded Velcro Adjustable K0038 _____ \$68
- Bodypoint Padded AeroMesh K0038 _____ \$118

Residual Limb Support

Residual Limb Support E1020

- Right and Left _____ \$810
- Left _____ \$405
- Right _____ \$405
- Omit Left Hanger _ -\$10
- Omit Right Hanger _ -\$10

Cover

- Smooth
- Air Mesh
- Smooth
- Air Mesh

Pad Size

- | | | | |
|---------------------------------|----------------------------------|---------------------------------|----------------------------------|
| <input type="checkbox"/> 5 x 8 | <input type="checkbox"/> 9 x 14 | <input type="checkbox"/> 5 x 8 | <input type="checkbox"/> 9 x 14 |
| <input type="checkbox"/> 7 x 10 | <input type="checkbox"/> 11 x 10 | <input type="checkbox"/> 7 x 10 | <input type="checkbox"/> 11 x 10 |
| <input type="checkbox"/> 9 x 10 | <input type="checkbox"/> 11 x 14 | <input type="checkbox"/> 9 x 10 | <input type="checkbox"/> 11 x 14 |

Seat Height, Casters and Rear Wheels

Seat Height / Caster Size / Rear Wheel Size

Select Seat Height corresponding to desired Rear Wheel and Caster Size

Rear Wheel Size	Caster Size			
	5"	6"	7"	8"
	Seat Height			
12" with Pneumatic or Pneumatic with Airless Insert Tire	<input type="checkbox"/> 14.5			
	<input type="checkbox"/> 15			
	<input type="checkbox"/> 15.5	<input type="checkbox"/> 15.5		
	<input type="checkbox"/> 16	<input type="checkbox"/> 16		
	<input type="checkbox"/> 16.5	<input type="checkbox"/> 16.5		
12" with Full Poly Tire	<input type="checkbox"/> 14.5			
	<input type="checkbox"/> 15			
	<input type="checkbox"/> 15.5	<input type="checkbox"/> 15.5		
12" Drum Brake	<input type="checkbox"/> 14.5			
	<input type="checkbox"/> 15			
	<input type="checkbox"/> 15.5	<input type="checkbox"/> 15.5		
	<input type="checkbox"/> 16	<input type="checkbox"/> 16		
	<input type="checkbox"/> 16.5	<input type="checkbox"/> 16.5		
16" with Pneumatic, Pneumatic with Airless Insert or Full Poly Tire	<input type="checkbox"/> 14.5			
	<input type="checkbox"/> 15			
	<input type="checkbox"/> 15.5	<input type="checkbox"/> 15.5		
	<input type="checkbox"/> 16	<input type="checkbox"/> 16		
	<input type="checkbox"/> 16.5	<input type="checkbox"/> 16.5		
	<input type="checkbox"/> 17	<input type="checkbox"/> 17	<input type="checkbox"/> 17	
	<input type="checkbox"/> 17.5	<input type="checkbox"/> 17.5	<input type="checkbox"/> 17.5	
	<input type="checkbox"/> 18	<input type="checkbox"/> 18	<input type="checkbox"/> 18	<input type="checkbox"/> 18
	<input type="checkbox"/> 18.5	<input type="checkbox"/> 18.5	<input type="checkbox"/> 18.5	<input type="checkbox"/> 18.5

Rear Wheel Size	Caster Size			
	5"	6"	7"	8"
	Seat Height			
16" with Low Poly Tire	<input type="checkbox"/> 14.5			
	<input type="checkbox"/> 15			
	<input type="checkbox"/> 15.5	<input type="checkbox"/> 15.5		
	<input type="checkbox"/> 16	<input type="checkbox"/> 16		
	<input type="checkbox"/> 16.5	<input type="checkbox"/> 16.5		
	<input type="checkbox"/> 17	<input type="checkbox"/> 17	<input type="checkbox"/> 17	
16" Drum Brake	<input type="checkbox"/> 17.5	<input type="checkbox"/> 17.5	<input type="checkbox"/> 17.5	
	<input type="checkbox"/> 18	<input type="checkbox"/> 18	<input type="checkbox"/> 18	<input type="checkbox"/> 18
	<input type="checkbox"/> 15			
	<input type="checkbox"/> 15.5	<input type="checkbox"/> 15.5		
	<input type="checkbox"/> 16	<input type="checkbox"/> 16		
	<input type="checkbox"/> 16.5	<input type="checkbox"/> 16.5		
20"	<input type="checkbox"/> 17	<input type="checkbox"/> 17	<input type="checkbox"/> 17	
	<input type="checkbox"/> 17.5	<input type="checkbox"/> 17.5	<input type="checkbox"/> 17.5	
	<input type="checkbox"/> 18	<input type="checkbox"/> 18	<input type="checkbox"/> 18	<input type="checkbox"/> 18
	<input type="checkbox"/> 18.5	<input type="checkbox"/> 18.5	<input type="checkbox"/> 18.5	<input type="checkbox"/> 18.5
	<input type="checkbox"/> 19	<input type="checkbox"/> 19	<input type="checkbox"/> 19	<input type="checkbox"/> 19

Seat Height, Casters and Rear Wheels continued

Caster

		Caster Size				
		Price	5"	6"	7"	8"
Caster Type	.75" Lighted Rollerblade	\$70	<input type="checkbox"/>			
	1" Poly	Std	<input type="checkbox"/>	<input type="checkbox"/>	<input type="checkbox"/>	<input type="checkbox"/>
	1" Poly Aluminum	\$110	<input type="checkbox"/>			
	1" Pneumatic	\$85		<input type="checkbox"/>		<input type="checkbox"/>
	1.5" Poly	\$85	<input type="checkbox"/>	<input type="checkbox"/>		
	1.5" Soft Roll Aluminum	\$175	<input type="checkbox"/>	<input type="checkbox"/>		
	2" Poly	\$90		<input type="checkbox"/>		

Axle

No selection needed with Drum Brake

- Fixed _____ N/C
- Quick Release _____ N/C

Wheel Locks

Wheel Lock

- Push to Lock _____ Std
- Pull to Lock _____ N/C
Not available with 12" or 16" Full Poly tires.
- Attendant Foot Lock _____ N/C
Not available with 20" wheels. Mounted to the right side unless Foot Tilt - Right is selected.
- Drum Brake E2228 _____ \$560
Available only with 12" Mag, 16" Mag, or MAXX Performance Spoke wheels. Not available with 16" Low Poly tire or Recline Back or Vent and Battery Tray or Hand Tilt. Axle is Quick Release.
- Omit Wheel Locks _____ N/C

Armrests

Armrest

- Height Adjustable T-Arm Tall (11.5" - 15") E0973 **New!**
 - Desk _____ \$310
 - Full _____ \$310
- Height Adjustable Pediatric E0973
Best fit with Frame Depths less than 14"
 - Desk (6.5" - 9") _____ \$185
 - Desk Tall (8" - 10.5") _____ \$185
- Height Adjustable T-Arm (8.5" - 13.5") E0973
Not available with 12" Frame Depth
 - Desk _____ \$310
 - Full _____ \$310
- Height Adjustable T-Arm Low (6.5" - 10.5") E0973
Not available with 12" Frame Depth. If requested configuration is unavailable, Standard Height T-Arm will be used.
 - Desk _____ \$310
 - Full _____ \$310

Rear Wheel

		Rear Wheel Size			
		Price	12"	16"	20" ¹
Rear Wheel Type	Mag (Black)	Std	<input type="checkbox"/>	<input type="checkbox"/>	<input type="checkbox"/>
	Colored Mag	\$100			<input type="checkbox"/>
	MAXX Performance Spoke	\$200			<input type="checkbox"/>

¹ Not available with Attendant Foot Lock

Colored Mag

Mag Color: Florescent Red White Blue Pink

Rear Tire Type

- Full Poly E2218 _____ Std
- Low Poly E2218 _____ N/C
Available only with 16" wheel size
- Pneumatic E2211, E2212 _____ \$85
- Pneumatic with Airless Insert E2211, E2213 _____ \$90

Handrim

Handrims not available on 12" or 16" wheel sizes

Standard Handrims

- Aluminum Anodized _____ Std
- Plastic Coated _____ \$115
- Omit Handrims _____ N/C

- Dual - Drum Brake E2228 _____ \$660
Available only with 12" Mag, 16" Mag, or MAXX Performance Spoke wheels. Not available with 16" Low Poly tire or Recline Back or Vent and Battery Tray or Hand Tilt. Axle is Quick Release.

- Push to Lock Pull to Lock

- Hemi Wheel Lock K0108 _____ \$300
Not available with 20" wheels. Extension Handle included.
- Left Right

Wheel Lock Options

- Extension Handles E0961 _____ \$75
Available only with Push to Lock or Pull to Lock Wheel Locks.

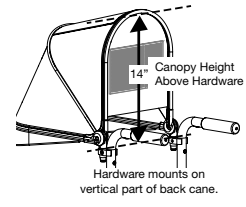
- Angle Adjustable Locking Extendable Flip Up (9.5"-15") E0973
Not available with Seating Dynamics Rocker Back. Available only with 12" and 16" Rear Wheels.
 - Desk _____ \$280
 - Full _____ \$280
- Tubular Flip Up _____ Std
Not available with Seating Dynamics Rocker Back, Reclining Back or Arm Pads
- Omit Armrests _____ N/C

Arm Pad

- Standard Arm Pad _____ N/C
- Waterfall Arm Pad _____ \$25
Not available with Angle Adjustable Locking Extendable Flip Up Armrest
- Foam Grip _____ N/C
Available only with Angle Adjustable Locking Extendable Flip Up Armrest

Accessories

Removable Side Guard		Spoke Guards	
<i>Not available with Height Adjustable Armrests</i>		<input type="checkbox"/> Clear Spoke Guards K0065 _____ \$115	
<input type="checkbox"/> Adult Composite Side Guards (14" - 16") K0108 _____	\$140	<i>Available only with MAXX Performance Spoke</i>	
<input type="checkbox"/> Pediatric Composite Side Guards (10" - 14") K0108 _____	\$140	Designer Spoke Guards K0065 _____ \$250	
Anti-Tip		<i>Available only with MAXX Performance Spoke</i>	
<input type="checkbox"/> Rear Anti-Tips E0971 _____	\$145	Design:	
<input type="checkbox"/> Omit Rear Anti-Tips _____	N/C	<input type="checkbox"/> Blue Monster	<input type="checkbox"/> Fairy Garden
Pelvic Positioning Belt		<input type="checkbox"/> Robo Fun	<input type="checkbox"/> Rockin' Reptiles
<input type="checkbox"/> 1" Auto Buckle E0978 _____	\$80	<input type="checkbox"/> Tutu Cute	<input type="checkbox"/> Tuxedo Time
<input type="checkbox"/> 1" Padded Auto Buckle E0978 _____	\$170	Other Accessories	
<input type="checkbox"/> 1 1/2" Auto Buckle E0978 _____	\$80	<input type="checkbox"/> Tool Kit _____	\$55
<input type="checkbox"/> 1 1/2" Padded Auto Buckle E0978 _____	\$170	<input type="checkbox"/> Removable Underseat Pouch _____	\$50
<input type="checkbox"/> 2" Airline Buckle E0978 _____	\$110	<input type="checkbox"/> Pediatric Ki Mobility Backpack _____	\$65
Bodypoint Evoflex - Pelvic Stabilizer E0978 _____	\$188	<input type="checkbox"/> Ki Mobility Backpack _____	\$65
Size: <input type="checkbox"/> Small (16-24") <input type="checkbox"/> Medium (19-29") <input type="checkbox"/> Large (25-37")		<input type="checkbox"/> Black Neoprene Impact Guards _____	\$90
Belt Mounting Kit		<input type="checkbox"/> Tilt Stop Posterior (Pair) K0108 _____	\$30
<input type="checkbox"/> Bodypoint 1" Band Clamp Belt Mounting Kit _____	\$108	<input type="checkbox"/> Tilt Stop Anterior (Pair) K0108 _____	\$30
<input type="checkbox"/> Seat Belt Mounting Hardware _____	\$16	<input type="checkbox"/> IV Pole _____	\$275
		<input type="checkbox"/> O2 Holder E2208 _____	\$295
		<i>Mounted to the left side. Must remove tank for transit.</i>	
		<input type="checkbox"/> Canopy with Hardware K0108 _____	\$285
		<i>See image below</i>	



Color

Frame			
<i>Select desired base frame and seat frame / hanger colors. If no Seat Frame color is selected, Base Frame color will be used.</i>			
Gloss Finish	Base Frame	Seat Frame	Matte Finish
Black _____ N/C	<input type="checkbox"/>	<input type="checkbox"/>	Charcoal Gray _____ N/C
Blue Skies _____ N/C	<input type="checkbox"/>	<input type="checkbox"/>	Emerald Green _____ N/C
Bubblegum Pink _____ N/C	<input type="checkbox"/>	<input type="checkbox"/>	Iridescent Burgundy _____ N/C
Candy Blue _____ N/C	<input type="checkbox"/>	<input type="checkbox"/>	Iridescent Navy _____ N/C
Candy Purple _____ N/C	<input type="checkbox"/>	<input type="checkbox"/>	Military Green _____ N/C
Candy Red _____ N/C	<input type="checkbox"/>	<input type="checkbox"/>	Retro Red _____ N/C
Copper _____ N/C	<input type="checkbox"/>	<input type="checkbox"/>	Royal Blue _____ N/C
Granny Smith _____ N/C	<input type="checkbox"/>	<input type="checkbox"/>	Shadow Black _____ N/C
Metallic Orange _____ N/C	<input type="checkbox"/>	<input type="checkbox"/>	Smooth White _____ N/C
Silver _____ N/C	<input type="checkbox"/>	<input type="checkbox"/>	
Teal _____ N/C	<input type="checkbox"/>	<input type="checkbox"/>	
Yellow _____ N/C	<input type="checkbox"/>	<input type="checkbox"/>	