



Phone (800) 981-1540 | Fax (715) 254-0996
sales@kimobility.com | www.kimobility.com



Company:

Ship To:

Account Number:

Date:

Address:

Quote: PO Number:

City:

State:

ATP:

Zip:

Phone:

Marked For:

Email/Fax:

Associated Quote/Order#:

Effective: 1/10/2024

Clik XP- Transit Included (K0005, E1235, E1237) \$3219

Clik XP - Transit Not Included (K0005, E1235, E1237) \$2973

Width Growable Frame Price includes one tie free growth kit

165 lb weight capacity Maximum Seat Width of 18"

Frame

Seat Width

See reference A on page 7

8" N/C

Not available 14"-16" Seat Depth.

9" N/C

Not available 15"-16" Seat Depth.

10" N/C

Not available 16" Seat Depth.

11" N/C

12" N/C

13" N/C

14" N/C

Not available 8" Seat Depth.

15" N/C

Not available 8"-9" Seat Depth.

16" N/C

Not available 8"-10" Seat Depth.

Transit

Transit System \$246

Omit N/C

Offset Option

See Chart 1 on page 7.

Straight Frame N/C

Offset Frame N/C

Not available with 0 and -1 Sling Positions

Seat Option

Growing Seat Sling N/C

Growing Solid Seat Pan (E2231) \$272

Omit Seat N/C

Sling Position

With 0 Sling Position, sling is approximately 4" from front down tube. The 1 and 2 Sling Positions extend the frame in front of the sling by that amount. -1 pushes the seat 1" farther forward. See reference D on page 7 for further detail and restrictions.

2" N/C

1" N/C

0" N/C

Not available with Offset Frame.

-1" N/C

Not available with Offset Frame.

Front Caster Wing

Certain combinations of Seat Depth, Center of Gravity Position and Wheel Size may require a forward facing caster wing.

Forward Facing Wing N/C

Front Frame Bend

Angle between front seat tube and ground. See reference C on page 7.

90° N/C

85° N/C

80° N/C

Seat Depth

See reference B on page 7

8" N/C

9" N/C

10" N/C

11" N/C

12" N/C

13" N/C

14" N/C

15" N/C

16" N/C

Adjustable Depth

Adds the capability to grow seat in depth. For restrictions see Chart 2 on page 7.

No Rear Adjustment N/C

1" N/C

2" N/C

3" N/C

HCPCS codes provided are based on code verification by the PDAC or our interpretation of the code definitions.

Proper use of HCPCS codes does not ensure coverage or payment. For coverage information, verify the appropriate payer's coverage policy.

DCN0084.30 Pricing and specifications subject to change without notice.

Backrest

Back Post / Height Range / Back Height

Back Post	Price	Height Range	Back Height				
Height Adjustable (Standard or 1" Inward Offset)	N/C	Extra Short ^{1,2}	9"	10"	11"	12"	
		Short ²	11"	12"	13"	14"	¹
		Medium ²	13"	14"	15"	16"	
		Tall ²	15"	16"	17"	18"	
Fixed Height (Straight or 1" Inward Offset)	N/C	Fixed ³	9" ¹	10" ¹	11" ¹	12"	13"
			14"	15"	16"	17"	18"
Fixed Height 2" Offset	\$97	Fixed Offset 2" ³	11" ¹	12" ¹	13" ¹	14" ¹	
			15"	16"	17"		

¹ Not available with Fold Down Push Handle

² Each Offset Back Post is offset 1/2" creating 1" overall offset. Only Available with Standard or 1" Inward Offset.

³ Uses 1" tubes compatible with after-market backs. Not available with back upholstery. 2" Inward or Outward Offset Back Posts are offset 1" creating 2" overall offset. 1" Offset Back Post is offset 1/2" creating 1" overall offset

Offset Back Post Option

Straight - No Offset	N/C
1" Inward Offset	N/C
Not available with 8" Seat Width	
2" Inward Offset	N/C
Not available with Height Adjustable Back Post. Not available with 8" or 9" Seat Widths.	
2" Outward Offset	N/C
Not available with Height Adjustable Back Post. Not available with Swing Away Armrests or 8" and 9" Seat Widths.	

Push Handles

Omit Push Handle	N/C
Standard Push Handle	N/C
Fold Down Push Handle	\$123
Not available on Height Adjustable Back Posts with 9"-11" Back Heights or Offset Back Posts with 11" - 14" Back Heights.	
Bolt-On Push Handle	\$215
Handles will be 1" - 2" above back height	

Stroller Handles

Stroller Handles are removable and height adjustable.

Ergo Stroller Handle	\$190
Single Stroller Handle	\$174
Double Stroller Handle	\$338
Not available with 8"-10" Seat Widths.	

Backrest Release Cable Color

Select desired color. If no selection is made, black will be used.

Black Backrest Cable	Red Backrest Cable	White Backrest Cable
Blue Backrest Cable	Yellow Backrest Cable	Orange Backrest Cable
Green Backrest Cable	Pink Backrest Cable	N/C

Back Upholstery Options

Available only with Height Adjustable Back Posts. If selecting both upholstery and Axiom Back, the upholstery will be installed.

Padded Velcro Adjustable with Standard Cover	N/C
Not available with 17" or 18" Back Heights in combination with 8" or 9" Seat Widths.	
Padded Velcro Adjustable with Air Mesh Breathable Cover	\$77
Not available on chair widths less than 12"	
Tension Adjustable with Standard Cover (E2611)	\$359
Not available with 8" and 9" Seat Widths. Not available on 10" Seat Width and 1" Inward Offset.	
Tension Adjustable with Air Mesh Breathable Cover (E2611)	\$400
Not available on chair widths less than 12".	
Omit	N/C

Seat Back Angle

Standard is 90° (perpendicular to floor). Minus (-°) closes back angle. Plus (+°) opens back angle.

Standard	2°	4°	6°	8°	10°
-2°	-4°	-6°	-8°	-10°	N/C

Front Seat Height and Casters

Caster Size/ Front Seat Height

Select Front Seat Height in row corresponding to desired Caster Size.

Front Seat Height is measured from floor to top of seat tube at front of seat sling. Adjustable up or down by 1/2". See reference E on page 7.

Caster Size	Front Seat Height														
3"	11.5"	12"	12.5"	13"	13.5"	14"	14.5"	15"	15.5"	16"	16.5"	17"	17.5"	18"	18.5"
4"	12.5"	13"	13.5"	14"	14.5"	15"	15.5"	16"	16.5"	17"	17.5"	18"	18.5"	19"	19.5"
5"	13.5"	14"	14.5"	15"	15.5"	16"	16.5"	17"	17.5"	18"	18.5"	19"	19.5"	20"	20.5"
6"	14.5"	15"	15.5"	16"	16.5"	17"	17.5"	18"	18.5"	19"	19.5"	20"	20.5"		

Casters

		Caster Size				
		Price	3"	4"	5"	6"
Caster Type	.75" Rollerblade	N/C				
	.75" Lighted Rollerblade	\$82				
	1" Poly	N/C				
	1" Poly Aluminum	\$128				
	1" Pneumatic	\$87				
	1.5" Poly	\$67				
	1.5" Soft Roll Aluminum	\$210				

Caster Options

Standard Fork	N/C
Single Sided Fork	\$174
Frog Legs Suspension Fork	\$461
<i>Not included in Colored Anodizing Package.</i>	
User Weight Under 80 lbs	N/C
User Weight 80-120 lbs	N/C
User Weight 120-160 lbs	N/C

Footrest

Footplates

Aluminum Angle Adjustable (K0040)	\$97
<i>Not available with Front Seat Heights less than 14.5".</i>	
Aluminum Angle Adjustable with Riser (K0040, K0037)	\$190
<i>Not available with Front Seat Heights less than 14.5".</i>	
High Mount Aluminum Angle Adjustable (K0040, K0037)	\$164
Angle Adjustable Flip Under (K0040, K0037)	\$190
<i>Not available with footrest widths less than 9" or with Front Seat Heights less than 15". See reference F on page 8.</i>	
High Mount Angle Adjustable Flip Under (K0040, K0037)	\$318
<i>Not available with 16" Seat Width in combination with Offset Frame.</i>	

Seat to Footrest Length

Measured from front edge of seat sling to top, rear of footrest. Footrest length at least 2.5" shorter than Front Seat Height recommended. See reference G on page 7.

5.5"	6"	6.5"	7"	7.5"	8"
8.5"	9"	9.5"	10"	10.5"	11"
11.5"	12"	12.5"	13"	13.5"	14"
14.5"	15"	15.5"	16"	16.5"	17"
17.5"	18"				

Rear Seat Height and Wheels

Wheel Size / Rear Seat Height

Select Rear Seat Height in row corresponding to desired Wheel Size. For proper setup, selection is required when omitting rear wheels. Measured from floor to top of seat tube at front of back post. Rear Seat Height is custom to needs. See reference H on page 7.

Wheel Size	Rear Seat Height															
18"	11.5" ¹	12"	12.5"	13"	13.5"	14"	14.5"	15"	15.5"	16"	16.5"	17"	17.5"	18"	18.5"	19"
20"	12.5" ¹	13"	13.5"	14"	14.5"	15"	15.5"	16"	16.5"	17"	17.5"	18"	18.5"	19"	19.5"	20"
22"	13.5" ¹	14"	14.5"	15"	15.5"	16"	16.5"	17"	17.5"	18"	18.5"	19"	19.5"	20"		
24"	14.5" ¹	15"	15.5"	16"	16.5"	17"	17.5"	18"	18.5"	19"	19.5"	20"				

¹ Available only with Low Profile tires

One Arm Drive

One Arm Drive - Quick Release (E0958)	\$1532
<i>Available only with 20", 22" and 24" spoke wheels and Quick Release axles. Spoke wheel style is exclusive to OAD. Standard handrim will be Aluminum anodized. Rear Wheel Spacing limitations exist based on camber and armrest selections. Not available with 10" wide chairs.</i>	

Left Side Drive	N/C
Right Side Drive	N/C
Aluminum Drive Handrim	N/C
Poly Coated Drive Handrim	\$205

Rear Wheels

No selection needed with One Arm Drive.

		Rear Wheel Size				
		Price	18"	20"	22"	24"
Rear Wheel Type	MAXX Spoke	N/C				
	Mag	\$56				
	Colored Mag ¹	\$108				
	Spinergy Spox	\$938				
	Spinergy LX	\$1177				

¹ Color selection on page 6

Spinergy Options

Select spoke color and handrim tab for Spinergy wheels

Spoke Color

Black Spokes	Red Spokes	White Spokes	Blue Spokes	N/C
--------------	------------	--------------	-------------	-----

Handrim Mount

If no selection is made, Standard Mount will be used

Close Mount	N/C
-------------	-----

Axles

No selection needed with Drum Brake.

Quick Release	N/C
Quad Quick Release	\$190
<i>Not available with Mag or Spinergy wheels.</i>	

Rear Wheel Spacing

Adjustable up to .5" outward. Minimum spacing with offset frame is 1.25" with 0° camber, 1" with 2° or 4° camber and .75" with 6° or 8° camber. .75" minimum with 0° camber on standard frame. 0° Camber and Mag wheel combination requires 1" minimum Rear Wheel Spacing. No selection needed with Wheelchair Drive Ready option. .5 and .75" not available with One Arm Drive. See Reference J on page 7.

0.5"	0.75"	1"	1.25"	1.5"	1.75"	N/C
------	-------	----	-------	------	-------	-----



Phone (800) 981-1540 | Fax (715) 254-0996
sales@kimobility.com | www.kimobility.com



Rear Tire Type

Full Profile

Street Pneumatic 1 3/8" (E2211, E2212)	N/C
Full Poly 1 3/8" (E2218)	\$77
Pneumatic with Airless Insert 1 3/8" (E2211, E2213)	\$97

Low Profile

Low Poly 1" (E2218)	N/C
Sentinel Solid Tire 1" (E2218)	\$108
<i>Not available on 18" wheel size or 20" and 22" Mag wheels</i>	
High Pressure 1" (E2211, E2212)	\$99
<i>Not available on Mag wheel or 18" wheel size</i>	
Schwalbe Marathon Plus Evolution 1" (E2211, E2212)	\$159
<i>Available only on 24" MAXX Performance or Spineray wheels</i>	

Handrims

No selection needed with One Arm Drive.

Standard Handrims

Aluminum Anodized	N/C
Plastic Coated	\$123
Projection (8 Vertical Projections)	\$359
<i>Available only with full profile tires in combination with 22", 24", and 26" MAXX Spoke wheels, or 22" and 24" Mag wheels</i>	
Omit Handrim	N/C

Ergonomic Handrims

Not available with 20" or 26" wheels. Tab mount only available with 24" wheels.

Lite Regular Grip	\$477
Standard Regular Grip	\$456
Lite Extra Grip	\$528
Standard Extra Grip	\$507
Lite Omit Grip	\$405
Standard Omit Grip	\$354

Handrim Options

3M Micro Grip	\$67
<i>Not available on Plastic Coated or Projection Handrims.</i>	

Wheel Locks

Wheel Lock

Push to Lock	N/C
Push to Lock Flush Mount	N/C
<i>Not available with Seat Depths less than 11" or Offset Frame.</i>	
Pull to Lock	N/C
Low Profile Scissor Lock	\$67
<i>Not available with Low Poly, Full Poly, Sentinel tires or Offset Hanger.</i>	
Short Thro Scissor Lock	\$128
Drum Brake (E2228)	\$574
<i>Available only with 20", 22" and 24" MAXX Spoke wheels. Not available with Fold Down Push Handles or Ergo and Single Stroller Handles without integrated push handles. Axle is Quick Release.</i>	
Dual - Drum Brake with Push to Lock (E2228)	\$677
<i>Available only with 20", 22" and 24" MAXX Spoke wheels. Not available with Fold Down Push Handles or Ergo and Single Stroller Handles without integrated push handles. Axle is Quick Release.</i>	
Dual - Drum Brake with Pull to Lock (E2228)	\$677
<i>Available only with 20", 22" and 24" MAXX Spoke wheels. Not available with Fold Down Push Handles or Ergo and Single Stroller Handles without integrated push handles. Axle is Quick Release.</i>	
Omit	N/C

Wheelchair Drive Ready

Chair will ship from Ki Mobility with adaption kit installed for selected Alber system. Order system separately from Alber USA. Select Rear Seat Height (full profile selections only) in drive wheel size on Rear Seat Height chart above. Requires Rear Anti-Tips. Not available with 5th Wheel or Spineray wheels.

e-motion Ready	N/C
twion Ready	N/C
0 Degree Camber 3 Degree Camber	N/C

Center of Gravity presets

Measured from front of back post to center of rear axle. 0" indicates axle will be directly under back post. Center of Gravity setup may be limited with certain configurations. 2" minimum Center of Gravity with 5th Wheel and One Arm Drive and 0" minimum with Transit Option. See reference I on page 7.

Amputee Positions			
-1.5"	-1.25"	-1"	-.75"
-.5"	-.25"	0"	.25"
Standard Positions			
.5"	.75"	1"	1.25"
1.5"	1.75"	2"	2.25"
2.5"	2.75"	3"	3.25"
3.5"	3.75"	4"	4.25"

Rear Wheel Camber

The following apply if One Arm Drive is selected: 6° and 8° not available. 4° not available with T-Arms. 0° required with the combination of a 5th Wheel and Seat Widths less than 16"

0° 2° 4° 6° 8°	N/C
----------------------------	-----

Wheel Lock Options

Extension Handles (E0961)	\$84
<i>Available only with Push to Lock or Pull to Lock Wheel Locks.</i>	
Grade Aids (E0974)	\$154
<i>Available only with Push to Lock Wheel Locks and Pneumatic or Pneumatic w/ Airless Insert tires.</i>	

Armrests

Armrest Type	Length	Price
Height Adjustable T-Arm Tall (11.5"-15") E0973 ¹	Desk	\$318
	Full	
Height Adjustable T-Arm (8.5"-13.5") E0973 ¹	Desk	\$318
	Full	
Height Adjustable T-Arm Low (6.5"-10.5") E0973 ²	Desk	\$318
	Full	
Angle Adjustable Locking Extendable Flip Up ³	Desk	\$272
	Full	

Armrest Type		Price
Height Adjustable Pediatric Desk (6.5" - 10") E0973 ⁴		\$236
Tubular Flip Up ⁵		N/C
Swing Away (7"-9") E0973 ⁶		\$244
Tall Swing Away (9.25" - 11.25") E0973 ⁷		\$244
Omit Armrests		N/C

- ¹ Not available with Seat Depths less than 13". 16" minimum Seat Depth with Offset Frame. 1.25" minimum Rear Wheel Spacing.
² Not available with Seat Depths less than 12". 14" minimum Seat Depth with Offset Frame. 1.25" minimum Rear Wheel Spacing. If requested configuration is unavailable, Standard Height T-Arm will be used.
³ Requires Fixed Height Backrest. Not available with backrest heights less than 12"
⁴ Seat Depth plus Sling Position must be at least 10". Seat Depth plus Sling Position must be at least 12" with Offset Frame 1.25" minimum Rear Wheel Spacing.
⁵ Requires Fixed Height Backrest. Not available with Arm Pads, Back Heights less than 13" or Back Heights less than 14" with Offset.
⁶ Not available with Arm Pads or Outward Offset Back Posts. If selection is not available with rear wheel and rear seat height configuration, then Tall Swing Away armrest will be used.
⁷ Not available with Arm Pads or Outward Offset Back Posts

Arm Pads

Not available with Tubular Flip Up or Swing Away Armrests.

Standard Arm Pad	N/C
Waterfall Arm Pad	\$26
Not available with Angle Adjustable Locking Extendable Flip Up Armrest.	
Foam Grip	N/C
Available only with Angle Adjustable Locking Extendable Flip Up Armrest.	

Side Guards

Direct Mount Side Guards

Not available with T-Arms or Height Adjustable Pediatric Desk Armrests.

Composite Side Guards - Adult - Direct Mount Receiver (K0108)	\$147
Seat Depth plus Sling Position must be at least 12".	
Composite Side Guards - Pediatric - Direct Mount Receiver (K0108)	\$159
Seat Depth plus Sling Position must be at least 10".	

Clamp-On Mount Side Guards

10" minimum Seat Depth. Not available with T-Arms or Height Adjustable Pediatric Desk Armrests.

Aluminum Adjustable Fender w/Foam Pad - Clamp-On Receiver - Black Matte (K0108)	\$313
Aluminum Adjustable Fender w/Foam Pad - Clamp-On Receiver - Match Frame Color (K0108)	\$364
Carbon Fiber Adjustable Fender - Clamp-On Receiver (K0108)	\$528

Accessories

5th Wheel

Rotating removable rear caster.

Standard 5th Wheel (E0971)	\$256
Dynamic 5th Wheel (K0108)	\$302
Soft Elastomer Firm Elastomer	N/C

Both elastomers are included; the selected elastomer will be installed.

Anti-Tip

Rear Anti-Tips (E0971)	\$169
Omit	N/C

Calf Strap

Not available with 8" or 9" wide chairs.

Velcro Adjustable (K0038)	\$41
Padded Velcro Adjustable (K0038)	\$70
Bodypoint Padded AeroMesh (K0038)	\$121

Pelvic Positioning Belts

1" Auto Buckle Pelvic Positioning Belt (E0978)	\$82
1" Padded Auto Buckle Pelvic Positioning Belt (E0978)	\$174
1 1/2" Auto Buckle Pelvic Positioning Belt (E0978)	\$82
1 1/2" Padded Auto Buckle Pelvic Positioning Belt (E0978)	\$174
Small Bodypoint Evoflex - Pelvic Stabilizer (16-24") (E0978)	\$193
Medium Bodypoint Evoflex - Pelvic Stabilizer (19-29") (E0978)	\$193
Large Bodypoint Evoflex - Pelvic Stabilizer (25-37") (E0978)	\$193

Belt Mounting Kit

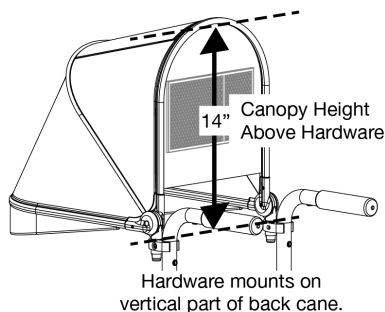
Ki Mobility Belt Mounting Clamp	\$51
---------------------------------	------

Other Accessories

Tool Kit	\$46
Removable Underseat Pouch	\$51
Pediatric Ki Mobility Backpack	\$67
<i>Best fit on chairs more than 8" wide.</i>	
Ki Mobility Backpack	\$67
<i>Best fit on chairs more than 10" wide.</i>	
Luggage Carrier	\$87
Cane and Crutch Holder	\$200
Canopy with Hardware (K0108)	\$280
<i>See image to the right.</i>	

Spoke Guards

Clear Spoke Guards (K0065)	\$118
<i>Not available with Mag wheel.</i>	
Black Spoke Guards (K0065)	\$118
<i>Not available with 18" or 20" wheel sizes or Mag wheel.</i>	
Blue Monster Spoke Guards (K0065)	\$256
<i>Available only with 20" and 22" wheel sizes. Not available with Mag wheel.</i>	
Robo Fun Spoke Guards (K0065)	\$256
<i>Available only with 20" and 22" wheel sizes. Not available with Mag wheel.</i>	
Tutu Cute Spoke Guards (K0065)	\$256
<i>Available only with 20" and 22" wheel sizes. Not available with Mag wheel.</i>	
Tuxedo Time Spoke Guards (K0065)	\$256
<i>Available only with 20" and 22" wheel sizes. Not available with Mag wheel.</i>	



Color

Color

Frame/Accent: Select desired frame and accent colors. Accent color is used on backrest rigidizer bar and front caster wings; if no accent color is selected, frame color will be used.
Hydrographics: Available on frame only; please choose accent color above. Does not include front caster wing

Options	Price	Colors																			
		Gloss												Matte							
		Black	Blue Skies	Bubblegum Pink	Candy Blue	Candy Purple	Candy Red	Copper	Granny Smith	Metallic Orange	Silver	Teal	Yellow	Charcoal Gray	Emerald Green	Iridescent Burgundy	Iridescent Navy	Military Green	Retro Red	Royal Blue	Shadow Black
Frame	N/C																				
Accent	N/C																				
Mag Color																					

Color Anodizing Options

Select desired color. If no selection is made, black will be used.

	Color	Black ¹	Blue	Bright Green	Gold	Orange	Pewter	Pink	Purple	Red
Retail		N/C	\$26	\$26	\$26	\$26	\$26	\$26	\$26	\$26
Option	Back Plates ²									
	Camber Tube ³									
	Towers									
	Side Guard Receiver									
	Caster Fork ³									
	CG Clamp									
	5th Wheel Split Clamp									

¹ Black is no charge

² Not available with Transit Option

³ Available only with Standard or Single Sided

References

A. Seat Width See Diagram 1

Measured from outside of frame tube on one side to outside of frame tube on other side.

B. Seat Depth See Diagram 3

Measured from front of back posts to front edge of seat sling. Seat sling starts at beginning of bend at front of frame.

C. Front Frame Bend See Diagram 3

Angle between front seat tube and ground.

D. Sling Position See Diagram 2

With 0 Sling Position, sling is approximately 4" from the front tube. The 1" and 2" Sling Positions extend the frame in front of the sling by that amount. -1 pushes the seat 1" farther forward. See Charts 1 and 2 for more detail.

E. Front Seat Height See Diagram 1

Measured from floor to top of seat tube at front of seat sling.

F. Footrest Width See Diagram 1

Measured from inside of front tube to inside of front tube on other side. Footrest width is listed below for each seat width. See Chart 1 for more detail.

G. Seat to Footrest Length See Diagram 3

Measured from front edge of seat sling to top of rear of footrest. Footrest length of at least 2.5" shorter than front seat height recommended.

H. Rear Seat Height See Diagram 3

Measured from floor to top of seat tube at front of back post. Rear seat height is custom to needs.

I. Center of Gravity Preset See Diagram 3

Measured from front of back post to center of rear axle. 0" indicates axle will be directly under back post.

J. Rear Wheel Spacing See Diagram 1

Measured from outside of seat back to inside of rear tire. Adjustable up to .5" outward.

Diagram 1

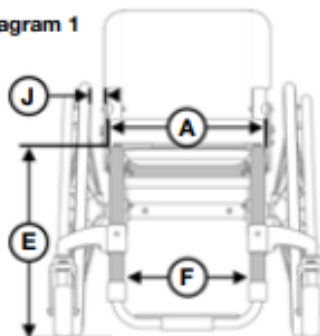


Diagram 2

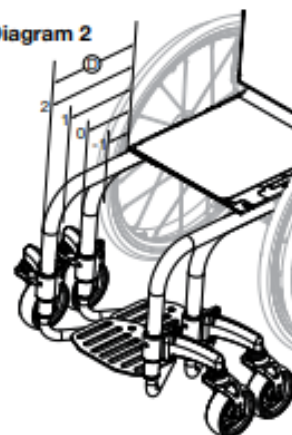


Diagram 3

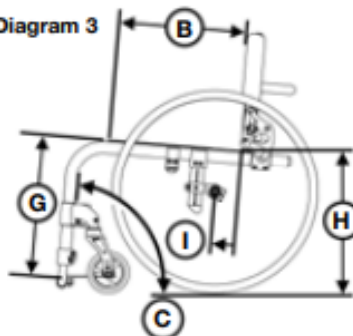


Chart 1

F. Footrest Width		
Seat Width	Straight Frame (Diagram 1)	Offset Frame
8"	5.75"	9"
9"	6.75"	10"
10"	7.75"	11"
11"	8.75"	12"
12"	9.75"	13"
13"	10.75"	14"
14"	11.75"	15"
15"	12.75"	16"
16"	13.75"	17"

Chart 2

Sling Position / Adjustable Depth / Seat Depth Compatibility									
Sling Position	-1", 0"			1"			2"		
	1"	2"	3"	1"	2"	3"	1"	2"	3"
Seat Depth	14"								X
	15"					X		X	X
	16"			X	X	X	X	X	X

"X" indicates Sling Position, Adjustable Depth and Seat Depth combination is not available.
-1" Sling Position, 0" Adjustable Depth and 8" - 13" Seat Depths have no restrictions.